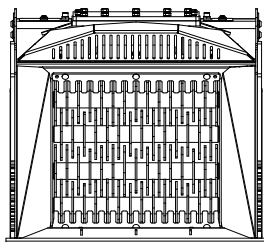
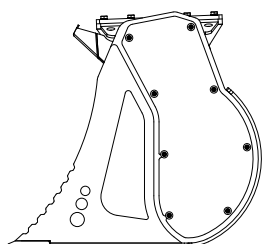


MB-HDS412




1250 mm



1110 mm





1220 mm

SPECIFICATIONS

 Recommended excavator	ton	10 - 14
Weight	ton	1,20
Load capacity	m ³	0,55
Pressure	bar	230 - 280
Oil flow rate*	l/min.	90 - 150

* The minimum hydraulic flow rate value must be alongside the required operating pressure.

SHAFT KIT

KIT	ADJUSTMENT*	APPLICATION
 RQ8/RQ20/RQ50 Sifting kit	8/20/50 mm	Sifting damp/dry soil Soil aeration
 RM Mixer kit	-	Soil Aeration Compost Aeration Charcoal reduction Glass reduction Drywall reduction
 RE8/RE16 Fine Sifting kit	8/16 mm	Sifting damp/dry soil
 RC Compost kit	36,5 mm	Shredding foliage and small branches Composting

* Shafts in closed position.

ACCESSORIES

RQ8/RQ20/RQ50 Sifting kit	RM Mixer kit
RE8/RE16 Fine Sifting kit	RC Compost kit
Shaft holder	24 Month Warranty

AREAS OF APPLICATION



ROAD WORKS



TUNNELS



ENCLOSED SPACES



PIPELINES



RECYCLING AGGREGATES



EXCAVATIONS



URBAN CONSTRUCTION SITES



FOUNDRIES



MAINTAINING LANDSCAPING AND AGRICULTURAL AREAS